



 000s Units	Q2			Q3			9 Month
	Change	2023 Q3	2024 Q3	Change	2023 9M	2024 9M	Change
 Consumer	4%	55.345	57.854	5%	161.582	166.708	3%
~ Car Summer	1%			2%			-3%
~ Car All Seasons	19%			13%			15%
~ Car Winter	3%			0%			2%
 Truck & Bus	-1%	3.043	3.112	2%	8.626	8.414	-2%
 Agricultural	6%	153	161	5%	546	563	3%
 Moto & Scooter	7%	1.640	1.849	13%	7.680	7.876	3%

Discrepancies with data previously published could happen because of periodic data corrections
 Consumer = Passenger car, SUVs and light commercial vehicles
 Source: EUROPOOL ETRMA

Caption:

Description:

Dimensions: 959 x 478

aperture: 0

credit:

camera:

caption:

created_timestamp: 0

copyright:

focal_length: 0

iso: 0

shutter_speed: 0

title:

orientation: 0

keywords: Array