







	000s Units	Q1 Change	2023 Q2	2024 Q2	Q2 Change	2023 H1	2024 H1	H1 Change
 	<b>Consumer</b>	1%	50.442	52.557	4%	106.236	108.850	2%
	~ Car Summer	-6%			1%			-4%
	~ Car All Seasons	16%			19%			17%
	~ Car Winter	26%			3%			8%
 	<b>Truck &amp; Bus</b>	-8%	2.575	2.537	-1%	5.583	5.301	-5%
	<b>Agricultural</b>	-1%	179	190	6%	392	402	3%
	<b>Moto &amp; Scooter</b>	-6%	2.562	2.747	7%	6.040	6.027	0%

Caption:

Description:

Dimensions: 1023 x 359

aperture: 0

credit:

camera:

caption:

created\_timestamp: 0

copyright:

focal\_length: 0

iso: 0

shutter\_speed: 0

title:

orientation: 0

keywords: Array