

Ogni anno, J.D. Power realizza uno studio che indaga la soddisfazione dei clienti statunitensi per quel che riguarda i loro pneumatici montati in primo equipaggiamento. Lo studio annuale misura la soddisfazione dei proprietari di pneumatici in quattro aree chiave (in ordine di importanza): comfort di marcia, usura di pneumatici; trazione/ handling del pneumatico; e design del pneumatico. Le classifiche sono divise in quattro segmenti di veicoli: lusso; vettura; performance; truck/utility (i pick-up americani). Lo studio si basa sulle risposte di 31.414 proprietari di veicoli comprati nel 2022 e 2023 ed è stato condotto da agosto a dicembre 2023.

Michelin si colloca al primo posto nel segmento lusso per il 21° anno consecutivo, con un punteggio di 834. **Goodyear** (812) è al secondo posto e **Continental** (811) al terzo.

Michelin vince anche la classifica autovetture, con un punteggio di 823. **Goodyear** (811) è al secondo posto, seguita da **Kumho** (799) al terzo posto.

Michelin fa tripletta con le alte prestazioni, con un punteggio di 833, seguita da **Pirelli** e **Goodyear**.

Falken festeggia il primo posto nel segmento truck/utility con un punteggio di 818.

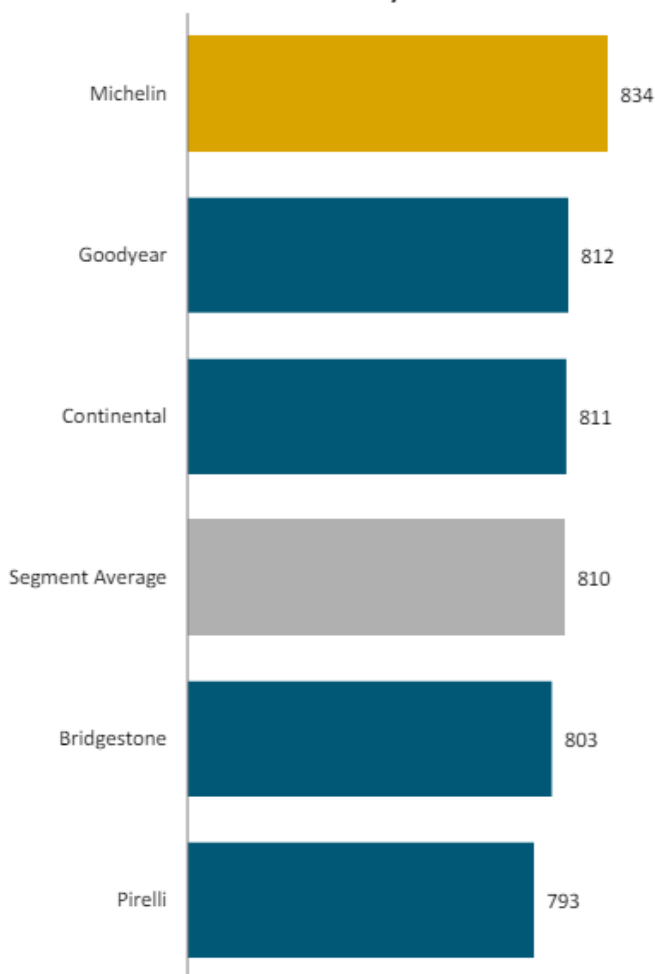
BFGoodrich (812) arriva al secondo posto e **Hankook** (804) si piazza al terzo posto.

J.D. Power 2024 U.S. Original Equipment Tire Customer Satisfaction StudySM

Overall Customer Satisfaction Index Ranking

(Based on a 1,000-point scale)

Luxury



Source: J.D. Power 2024 U.S. Original Equipment Tire Customer Satisfaction StudySM

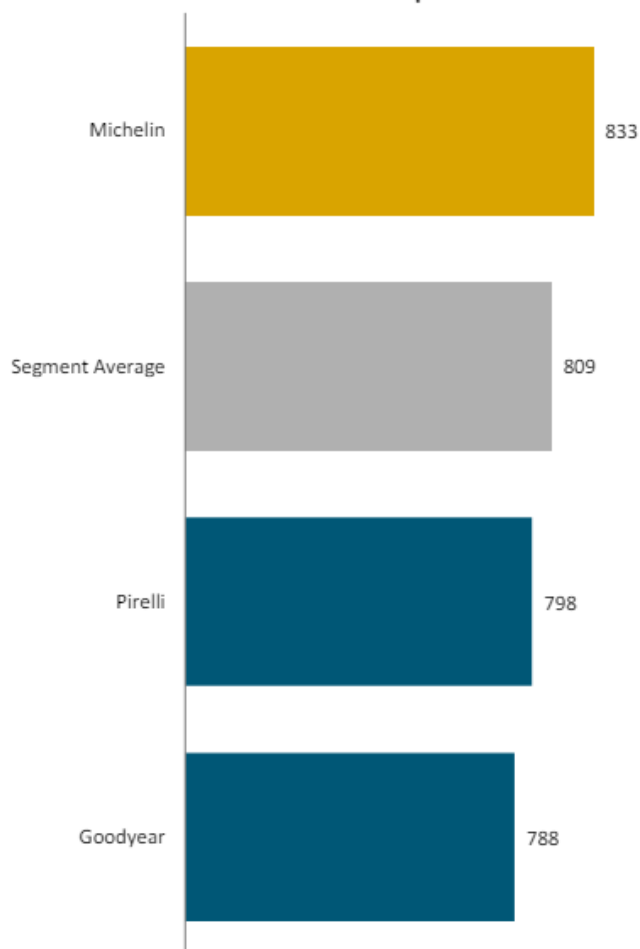
Charts and graphs extracted from this press release for use by the media must be accompanied by a statement identifying J.D. Power as the publisher and the study from which it originated as the source. Rankings are based on numerical scores, and not necessarily on statistical significance. No advertising or other promotional use can be made of the information in this release or J.D. Power survey results without the express prior written consent of J.D. Power.

J.D. Power 2024 U.S. Original Equipment Tire Customer Satisfaction StudySM

Overall Customer Satisfaction Index Ranking

(Based on a 1,000-point scale)

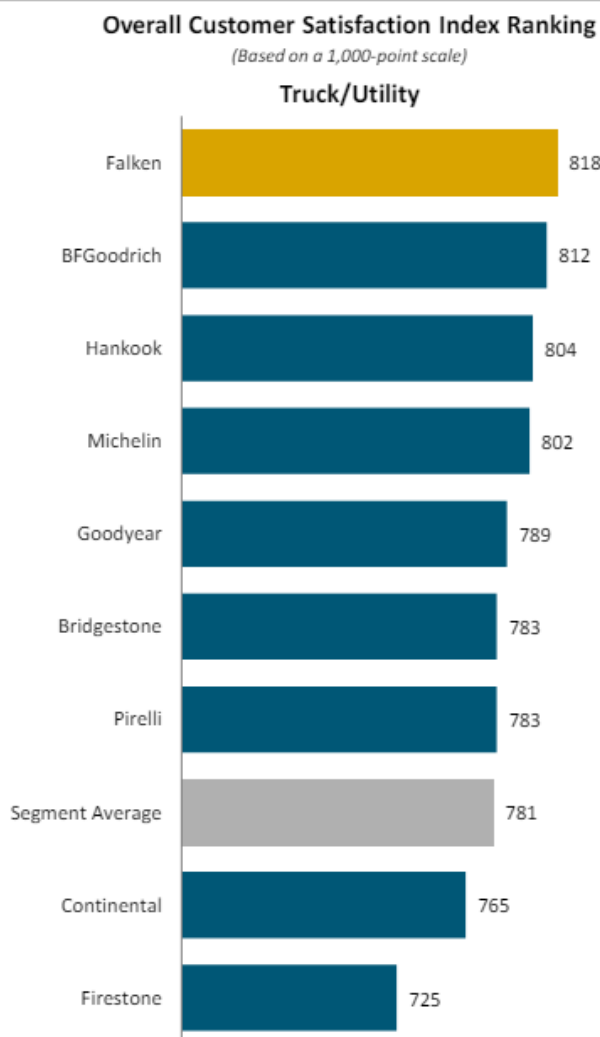
Performance Sport



Source: J.D. Power 2024 U.S. Original Equipment Tire Customer Satisfaction StudySM

Charts and graphs extracted from this press release for use by the media must be accompanied by a statement identifying J.D. Power as the publisher and the study from which it originated as the source. Rankings are based on numerical scores, and not necessarily on statistical significance. No advertising or other promotional use can be made of the information in this release or J.D. Power survey results without the express prior written consent of J.D. Power.

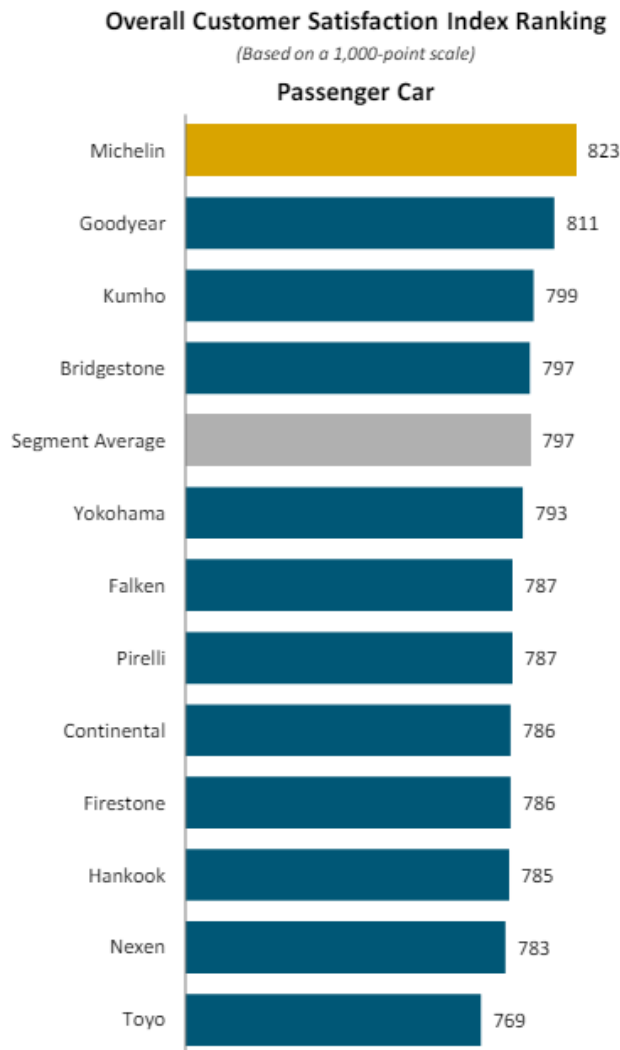
J.D. Power 2024 U.S. Original Equipment Tire Customer Satisfaction StudySM



Source: J.D. Power 2024 U.S. Original Equipment Tire Customer Satisfaction StudySM

Charts and graphs extracted from this press release for use by the media must be accompanied by a statement identifying J.D. Power as the publisher and the study from which it originated as the source. Rankings are based on numerical scores, and not necessarily on statistical significance. No advertising or other promotional use can be made of the information in this release or J.D. Power survey results without the express prior written consent of J.D. Power.

J.D. Power 2024 U.S. Original Equipment Tire Customer Satisfaction StudySM



Source: J.D. Power 2024 U.S. Original Equipment Tire Customer Satisfaction StudySM

Charts and graphs extracted from this press release for use by the media must be accompanied by a statement identifying J.D. Power as the publisher and the study from which it originated as the source. Rankings are based on numerical scores, and not necessarily on statistical significance. No advertising or other promotional use can be made of the information in this release or J.D. Power survey results without the express prior written consent of J.D. Power.